



CAREFULLY SCULPTING  
THE ULTIMATE EXPERIENCE



**NOVA *Super*/Elite**

- ▶ Dustproof
- ▶ Products collection
- ▶ Streamlined keypad
- ▶ Integrated Autofocus
- ▶ Strong body




- ▶ Dual light sources
- ▶ Pass-through door
- ▶ Built in chiller
- ▶ WIFI
- ▶ Air regulator

**LIGHTSPOT**


1  
Super strong fully  
enclosed machine body




2  
Whole optic path  
and guide rail clean pack design



3  
Seamless source switching

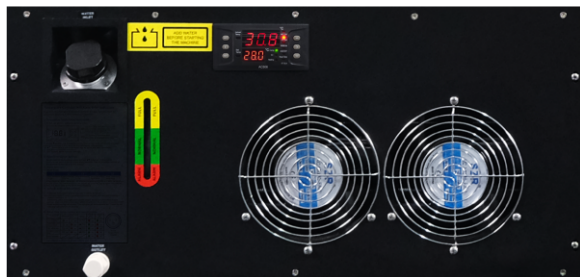








Metal RF&High power DC glass tube together

2000mm/s scan speed  
5G acceleration speed




All in one design  
built in 5200 Chiller, blower and air assist

Streamlined keypad



Integrated Autofocus  
2", 2.5", 4" focuslens position

Savanorių pr. 151-1, LT-03150 Vilnius, Lietuva  
+37067558920  
info@anodas.lt



Convenient scrap  
and product collecting system

Active airflow



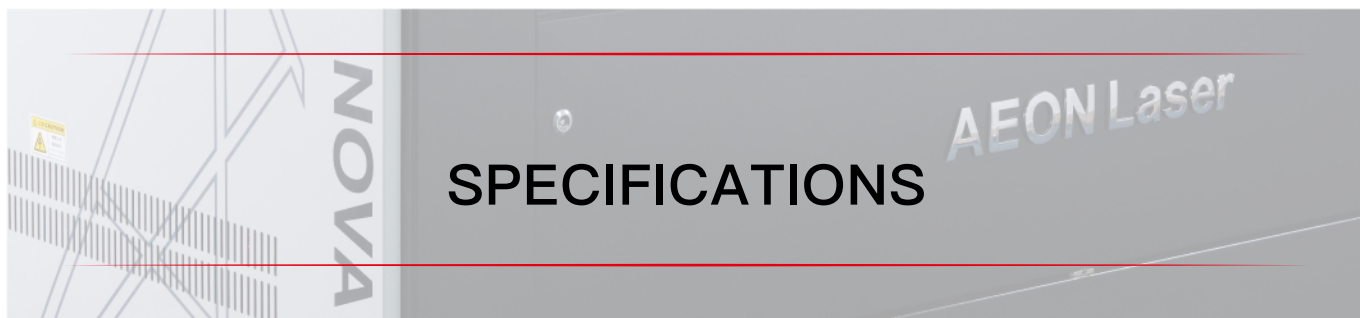
Dual air assist  
Strong air adjustable



Effective table  
and Pass through door



Detachable machine body  
to pass through narrow door or doorway



## SPECIFICATIONS

Model	Super10 / Elite10	Super14 / Elite14	Super16 / Elite16
Working Area	1000*700mm	1400*900mm	1600*1000mm
Machine Size	1500*1210*1025mm	1900*1410*1025	2100*1510*1025
Laser Tube	80W/100W   RF30W/60W ; 80W/100W	100W/130W   RF30W/60W ; 80W/100W	130W/150W   RF30W/60W ; 80W/100W
Electric Up&Down	200mm Adjustable	200mm Adjustable	200mm Adjustable
Machine Net Weight	450Kg	520Kg	620Kg
Machine Packing Weight	530Kg	610Kg	730Kg
Packing Size	1600*1320*1225mm	2000*1510*1225mm	2200*1650*1225mm
Input Voltage	220V AC Single Phase 50Hz/60Hz, Optional for 110V AC Single Phase 50Hz		
Rated Power	2600W		
Engraving Speed	2000mm/s ; 1200mm/s		
Acceleration Speed	5G		
Cutting Speed	800mm/Second		
Laser Optical Control	1-100% Set by Software		
Minimum Engraving Size	Chinese Character 2.0mm*2.0mm, English Letter 1.0mm*1.0mm		
Max Scanning Precision	1000DPI		
Locating Precision	<=0.01		
Cutting Thickness	0-30mm(depends on different materials )		
Engraving Software	RDWorks/LightBurn		
Graphic Format Supported	DSP/PLT/BMP/DXF/AI/DWJ etc.		
Compatible Software	CorelDraw/Photoshop/AutoCAD/All kinds of Embroidery Software		
Worktable	Honey Comb+Aluminum table		
Auto Focus	Integrated Autofocus		
Red Dot Positioning	Yes		
Rotary Device	Optional		
Built-in WIFI	Optional		



info@aeonlaser.net  
www.aeonlaser.net

Savanori pr. 151-1, LT-03150 Vilnius, Lietuva

+37067558920

info@anodas.lt